



ILLINOIS STATE
UNIVERSITY
Illinois' first public university.



UPGRADE YOUR FUTURE

Guide for International Students | 2023-2024

Why Choose ILLINOIS STATE UNIVERSITY?

#3

Public University
in Illinois

Niche.com 2022

TOP 5%

Best Colleges for
the Money

College Factual 2022

#64

Best National University

Washington Monthly 2022

#112

Top Public Schools

U.S. News & World Report 2023

RANKED AMONG THE TOP 30%

of four-year higher education institutions for
graduates' return on investment

Center on Education and the Workforce, Georgetown University, 2022

ILLINOIS STATE GRADUATES REPAY THEIR COLLEGE

DEBT 25% FASTER than the national average, a result of
successful job placement and strong earning potential



LOCKED TUITION

Pay the same undergraduate tuition
rate for up to four years

#8

Best Insurance
Programs

U.S. News & World Report 2022

#15

Best Value Colleges for
Mathematics & Statistics

College Factual 2022

#16

Best Value Colleges for
Engineering Technologies

College Factual 2021

#58

Best Colleges in Information
Technology in the US

Niche.com 2022

TOP 100

Best Graduate Schools
for Fine Arts

U.S. News & World Report 2022

19:1

Student-to-teacher ratio

ABOUT ILLINOIS STATE UNIVERSITY

As Illinois' first public university, Illinois State University has evolved through innovation but remains grounded in its tradition to teach. The campus community is committed to your success, with faculty who provide individualized attention.

TRADITIONAL FOUNDATION WITH A MODERN EXPERIENCE

Our graduation rate is

13%

above the national average.

97%

of our faculty hold the **HIGHEST DEGREE** possible in their field

Our faculty are leading scholars and award-winning professionals in their field.



Leading the way

We're dedicated to providing an individualized education that will give you the necessary skills to become a leader in your desired field. Leadership opportunities are available through:

- 400+ registered student organizations
- Leadership certificate programs
- Retreat-style programs
- Civic engagement
- Volunteer programs

Fast Facts

Founded: **1857**

Campus: **Bloomington-Normal, Illinois**

City Population: **132,500**

Campus Size: **1,000+ acres**

Enrollment: **20,680**

International Students: **742**

Countries Represented: **74**

Bachelor's: **150+**

Master's and Doctorate: **90+**

Illinois State is one of only 65 US colleges

to be named a Civic Learning and Democratic Engagement Leadership Institution.

National Association of Student Personnel Administrators (NASPA)

Virtual Campus Tour

Take a campus tour from home with Illinois State's virtual tour at <https://massinteract.com/illinois-state-university>

2021

Started job as program manager at Meta

2020

Graduated from Illinois State University

2019

- Summer Internship at NASDAQ
- Named *Forbes* Under 30 Scholar

2018

- Started communications graduate assistantship at College of Applied Science and Technology
- Started communications graduate program



Chinny, Nigeria

Master's of science in communications
Graduate of 2020



The Illinois State University Pathway advantage

Illinois State University provides Academic English, International Year One and Graduate Pathway programs. As a student entering the university through these programs, you will work alongside your American peers and earn credit toward your degree while improving your English and academic skills. After successful completion of your program, you will progress to your Illinois State degree program.

Illinois State offers many services, including:

- Personalized academic language and cultural support
- Targeted academic advising
- Priority course registration
- Social and cultural activities
- Housing support
- Visa and immigration support



EXPLORE ILLINOIS STATE TOP PROGRAMS




"I like science and mathematics, so for me, actuarial science is the perfect choice. When you study a master's in actuarial science, you learn about investments, accounting, marketing research and corporate planning. My biggest ambition is to make a big contribution to the industry and to bring the opportunities within actuarial science to Thailand."

Nutcha, Thailand
Master's of science in actuarial science
Class of 2020

Actuarial science

- Illinois State is one of only three institutions in 2019 to receive the Casualty Actuarial Society University Award for exemplary work in preparing students for a career in actuarial science.
- Job placement for Illinois State Actuarial Science graduates is 98%, with average annual starting salary of \$110,000. *Actuarial Science Department, Illinois State University 2022*
- Illinois State is one of only 32 programs globally to be recognized as a Center of Actuarial Excellence by the Society of Actuaries.
- Center of Actuarial Excellence *Society of Actuaries 2009-present*



Business

The College of Business is highly respected for developing professionals with strong dedication and ethics. The eight program concentrations prepare you to succeed professionally in your career of choice.

- The College of Business is among the Best Business Schools in the Nation. *Princeton Review 2021*
- Illinois State has AACSB accreditation in both business and accounting. Less than 2% of the world's business schools have accreditation in both programs.
- \$55,000 is the average salary for graduates. *College of Business Points of Pride, Illinois State University*
- Finance students manage \$1,000,000 portfolios as part of their degree.
- Illinois State has been named a Global Center of Insurance Excellence. *International Insurance Society 2018-present*
- Professional Sales is ranked as one the top programs in the country, and Illinois State is one of only 68 universities nationally to offer a specialized undergraduate program in professional sales.




MAJOR IN COMPUTER SCIENCE

Make an in-demand STEM degree work for you

- Non-background entry options mean you don't have to have an undergraduate degree in computer science or related fields.
- Courses at the School of Information Technology are taught in smart classrooms. Students have access to seven state-of-the-art microcomputer laboratories and several special-use laboratories.
- The School of Information Technology is home to the Center for Information Assurance and Security Education (CIASE). CIASE is a center of academic excellence in information assurance education.

ABET

Computing & Engineering Accreditation Commissions
Illinois State is the only university in the state with information systems and computer science programs accredited by the Computing Accreditation Commission of ABET.



#3

Highest Paid Grads in Computer System Networking

College Factual 2021

#9

Best Value Colleges for Computer and Information Sciences

College Factual 2021

#13

Best Value Colleges for Computer Science

College Factual 2021

Combine your master's program with a graduate certificate in data science at no extra time or cost.



We provide you with training opportunities in the areas of big data analyses, predictive analyses using machine learning and data analytics and mining.



Get certified through a three-course online program designed to deepen your knowledge in the field of data science.

Creative Technologies AT ILLINOIS STATE UNIVERSITY

Technology for the creative mind

The STEM-designated creative technologies program boldly combines art innovation and integrated technology.

The bachelor's program offers concentrations in music and audio production, game design or interdisciplinary technologies that help you prepare for high-demand careers.

The master's program is flexible to fit each student's desired industry.

Graduates have gone on to positions like:

- » Animator
- » AR/VR designer
- » Audio and sound engineer
- » Film editor
- » Graphic designer
- » UI/UX designer
- » Video game designer
- » Web developer

Graduates have worked for top companies like

Disney, Pixar, Google, EA Games, Microsoft and Apple

90% of students are employed within three months of graduation.

Average annual starting salary of **\$63,000**.



FACULTY SPOTLIGHT:

Aaron Paolucci, director and graduate coordinator of creative technologies


"Everyone who starts [the creative technologies program] goes through our path to success. Students go on field trips to Chicago, build portfolios throughout their degree and network with graduates from the program. Student success of a program is often judged on what job they receive when they graduate. I can look parents of prospective applicants in the eyes and say there is a high probability that your child will graduate and quickly find a career-quality job in the creative technologies industry."



ALUMNI SPOTLIGHT

Mariana Malanconi Master's in science in creative technologies, Class of 2008

Mariana is experienced in leading digital creative marketing projects at a global level. Since graduation, she has worked in the creative technologies industry for companies such as Bayer, Illinois State University, TORKE+CC and Meta.



CAREER OPPORTUNITIES

96%

of international students go on to use Optional Practical Training (OPT) or continue on to higher degrees within three months of graduating.

Office of International Programs and Services 2021–2022

Top 30%


graduation rate of all schools in the nation

U.S. Department of Education 2022

Some of the Fortune 500

companies headquartered in Illinois include:

- Allstate
- Boeing
- Caterpillar
- Discover Financial Services
- Exelon
- McDonald's
- Mondelez
- Motorola Solutions
- R.R. Donnelley
- State Farm Insurance
- Tenneco
- United Airlines



"There are a lot of opportunities for internships. There are good career services at Illinois State. They viewed our résumés and made changes, and they do mock interviews with you."

Pranav, India
Master's of science in computer science
Class of 2022

CREATE YOUR LEGACY



680+
Companies recruit students on campus

Illinois State international graduates have worked or interned for many top companies, including:

- AON
- BMW
- Caterpillar
- Deloitte
- Exelon
- Google
- IBM
- JPMorgan Chase
- Mercer
- Meta
- Morgan Stanley
- Motorola
- Pixar
- Prudential Financial
- R.R. Donnelley
- State Farm
- Swiss Re
- Willis Towers Watson

Our Career Services help you prepare for and find employment by providing:

- Career advisement, job fairs, workshops and other resources.
- Free résumé and business card printing.
- Private space available for phone and virtual interviews.
- Access to an online career toolkit that contains a database of more than 16 million job and internship listings and profiles of thousands of key employers from all over the world. It features a H1B visa search engine that allows students to identify US employers who are seeking international talent. GoinGlobal also contains career guides and other helpful tools for international students.
- 65 individual internship coordinators, covering every department on campus, to help students prepare and find internships.

The STEM benefit

Illinois State offers more than 50 STEM degree options, allowing students up to three years of work eligibility in the US after graduation.

LIVING IN BLOOMINGTON-NORMAL

Close to everything

#1 Happiest City in the US

Zippia 2020

#3 Best Small College Town in the US

College Value Online 2022

Things to do in Bloomington-Normal

- Visit the shops in Uptown Normal or see a movie at the historic Normal Theater.
- Bike, walk or run along the 70+ kilometer Constitution Trail.
- Eat at one of the 350+ restaurants in town—many with international food, like Chinese, Mediterranean, Korean, Indian, Mexican and more.
- Shop at the weekly outdoor farmers market.
- Join or catch a performance of Illinois State's circus—the first and oldest in the US.



Getting around

- Easily get around town by using the free local bus service.
- Access affordable daily train transportation to Chicago and St. Louis from Uptown Station, just a five-minute walk from campus.
- Catch direct flights from the Bloomington-Normal airport to Atlanta, Chicago, Dallas, Denver and Orlando.

By train, by car, by bus

2-hour drive
to Chicago

2.5-hour drive
to St. Louis

Housing AND Dining

ON-CAMPUS DINING

Students living in a residence hall are enrolled in a meal plan that allows them to eat at an on-campus dining center or other on-campus food venue seven days a week. Off-campus students can separately purchase a meal plan or pay for individual meals. Dining centers provide nutritionally balanced options and accommodations for specific dietary needs.

OFF-CAMPUS HOUSING

Bloomington-Normal offers a wide variety of housing options for students. Off-campus housing prices vary based on number of occupants, style, included amenities and length of lease. The average lease is 10–12 months with the average rent between \$500–\$1,000 per person per month.

Illinois State University offers numerous resources for students to find off-campus housing, including:

- Programs and services to educate students about their rights and responsibilities as a resident in the Bloomington-Normal community.
- Services to respond to landlord/tenant issues.
- Appointments to review leases for students who have questions.
- A comprehensive list of off-campus housing providers and current listings.

ON-CAMPUS HOUSING

Program	REQUIRED (2 YEARS)	NOT REQUIRED
Academic English (AE)		
AE + International Year One (IYO)	■*	
IYO	■*	
Undergraduate Direct	■*	
AE + Graduate Pathway (GPW)		■
GPW		■
Graduate Direct		■

*Students are required to live on campus for two years from completion of high school. Students who start their study plan two or more years after completing high school are not required to live in on-campus housing. AE+IYO and IYO students who do not otherwise qualify for off-campus housing are required to remain in on-campus housing until their INTO Illinois State study plan is completed and the two-year requirement is met.



Double room
Hewett and Manchester Halls

Academic Programs

Find your degree. With a wide range of subject areas and admissions options, you can find the perfect degree for your chosen career. You can choose to apply for direct entry to the university or for a Pathway program that provides extra academic, language and cultural support. From the day you apply to the day you graduate, we are here to help you succeed every step of the way. Turn to the back cover to learn how to apply.

B = Bachelor's **M = Master's** **D = Doctorate**

GP Graduate Pathway program that can lead to this degree is indicated in red. This degree is also available through direct admission.

- This Illinois State degree program is available through direct admission.
- ▶ Designated STEM degree by the U.S. Department of Homeland Security

	B	M	D
College of Applied Science and Technology			
Agriculture [BS options: Agribusiness; Agriculture Communications and Leadership; Agriculture Teacher Education; Agronomy Management; Animal Industry Management; Animal Science; Crop and Soil Science; Food Industry Management; Horticulture and Landscape Management; Pre-Veterinary Medicine] [MS options: Agribusiness; Agricultural Education and Leadership; Agriscience]	ST	•	
▶ Computer Science [BS options: General Computer Science; Web Computing]	CS	GP	
▶ Computer Systems Technology	ST		
Construction Management	ST		
Criminal Justice Sciences	GE	•	
▶ Cybersecurity	IS		
▶ Engineering Technology	ST		
▶ Environmental Health and Sustainability	ST		
Exercise Science [BS options: Allied Health Professions; Health and Human Performance]	GE		
Family and Consumer Sciences [BA/BS options: General Family and Consumer Sciences; Family and Consumer Science Teacher Education] [MA/MS options: Human Development and Family Science; Fashion Design; Fashion Merchandising; Interior Design]	GE	GP	
Fashion Design and Merchandising [See Family and Consumer Sciences for MA/MS options]	GE		
Food Nutrition Management	GE		
Graphic Communications	GE		
Health Informatics and Management [BS options: General Health Information Management; Registered Health Information Technician - HIM Emphasis]	GE		
Health Promotion and Education [BS options: Community Health Promotion; Integrative Health and Wellness; School Health Education]	GE		
Human Development and Family Science [See Family and Consumer Sciences for MA/MS option]	GE		
▶ Information Systems [BS options: Information Systems; Integration of Enterprise Systems, Systems Development/Analyst; Web Application Development] [MS options: Geographic Information Systems; Internet Application Development; Network and Security Management; Systems Development]	IS	GP	
Interior Design [See Family and Consumer Sciences for MA/MS option]	GE		
Kinesiology and Recreation [MS options: Applied Community and Economic Development; Athletic Training; Biomechanics; Exercise Physiology; Psychology of Sport and Physical Activity; Recreation Administration; Sport Management]		GP	

International Year One

Indicates the International Year One program that should be taken to progress to an undergraduate academic program. This program is also available through direct admission.

BU Business **GE** General
CS Computer Science **ST** Science, Applied Sciences and Technology
IS Information Systems **FA** Fine Arts

	B	M	D
College of Arts and Sciences			
▶ Network and Telecommunications Management	IS		
Nutrition [BA/BS options: Dietetics; Food and Nutrition Management] [MA/MS option: Nutrition]	GE	GP	
Physical Education Teacher Education	GE	•	
Recreation and Park Administration [BS options: Recreation Management, Therapeutic Recreation]	GE	•	
▶ Sustainable and Renewable Energy	ST		
▶ Technology [BS option: Technology and Engineering Education*] [MS options: Project Management; Quality Management and Analytics; STEM Education and Leadership*]	ST	GP	
College of Arts and Sciences			
Anthropology [MA/MS option: Applied Community and Economic Development]	GE	•	
▶ Applied Economics [MA/MS options: Electricity, Natural Gas and Telecommunications Economics; Financial Economics; General; Quantitative Economics]		GP	
Audiology	GE		•
▶ Biochemistry	ST		
▶ Biological Sciences [BS options: Biology Teacher Education*, Conservation Biology; General Biology; Molecular and Cellular Biology; Physiology; Neuroscience and Behavior; Plant Biology; Zoology] [MS options: Biological Sciences; Behavior, Ecology; Evolution and Systematics; Bioenergy; Biomathematics; Biotechnology; Conservation Biology; Neuroscience and Physiology] [PhD options: Biological Sciences; Behavior; Ecology; Evolution and Systematics; Molecular and Cellular Biology; Neuroscience and Physiology]	ST	•	•
▶ Chemistry [BS options: General Chemistry, Chemistry Teacher Education] [MS option: Chemistry]	ST	•	
Communication		•	
Communication Studies [BA/BS options: Communication Studies, Communication Science and Disorders, Interpersonal, Organizational and Leadership Communication, Political Communication]	GE		
Economics [BA/BS options: General Economics, Managerial Economics]	ST		
English [BA options: General English; Creative Writing; English Teacher Education; Technical Writing and Rhetorics]	GE	•	
English Studies			•
▶ Environmental Systems Sciences and Sustainability	ST		
European Studies	GE		
French [BA options: French Teacher Education; General French]	GE		

	B	M	D
Geography [BA/BS options: General Geography, Geography Social Science Teacher Education]	GE		
▶ Geology [BS options: Traditional Geology]	ST		
German [BA options: General German, German Teacher Education]	GE		
History [BA/BS options: History-Social Sciences Teacher Education, General History]	GE	•	
▶ Hydrogeology		GP	
Interdisciplinary Studies [BA/BS options: Individualized, Multidisciplinary Studies]	GE		
Journalism	GE		
Languages, Literatures, and Cultures [MA options: Spanish]		•	
Legal Studies	GE		
Mass Media [BA/BS options: Media Arts; Media Management; Promotion and Sales]	GE		
▶ Mathematics [BS options: Actuarial Science, Data Science and Computational Mathematics, General Mathematics, Statistics, Mathematics Teacher Education] [MS options: Mathematics; Actuarial Science; Applied Statistics; Biomathematics; Elementary and Middle School Mathematics Education] [PhD option: Mathematics Education]	ST	GP	•
Philosophy	GE		
▶ Physics [BS options: General Physics; Computational Physics; Engineering Physics; Physics Teacher Education]	ST		
Political Science [MA/MS options: Applied Community and Economic Development; Political Science; Global Politics; Public Service]	GE	•	
Psychology [MA/MS options: Clinical-Counseling Psychology; Cognitive and Behavioral Sciences; Developmental Psychology; Industrial/Organizational-Social Psychology; Quantitative Psychology; Specialist in School Psychology]	GE	•	
Public Relations	GE		
School Psychology			•
Social Work [MSW options: Child and Family Practice; Gerontology Practice; School Social Work]	GE	•	
Sociology [MS options: Sociology; Applied Community and Economic Development]	GE	•	
Spanish [BA options: General Spanish, Spanish Teacher Education]	GE		
Speech Language Pathology	GE	•	
College of Business			
Accountancy [BS/MPA options: Accountancy and Information Systems, Professional Accountancy] [BS options: Business Information Systems, Career Specialty, Financial Accounting] [MS option: Accountancy]	BU	GP	
Business Administration	BU	GP	
Business Education [BA/BS/BS,ED options: Business Teacher Education, Training and Development]	GE	•	
Business Information Systems	BU		
Finance	BU		
International Business	BU		
▶ Management [BS options: Entrepreneurship and Small Business Management; Human Resource Management; Organizational Leadership]	BU		
Marketing [BS options: General Marketing, Integrated Marketing Communication, Professional Sales, Advanced Marketing Analytics]	BU		

	B	M	D
Risk Management and Insurance [BS options: Business Information Systems; Risk Management and Insurance]	BU		
College of Education			
Early Childhood Education	GE		
Elementary Education [BS/BS,ED options: Elementary Education, Bilingual/Bicultural Teacher Education (English-Spanish)]	GE		
Educational Administration [MS/MS,ED options: Educational Administration, Principal - MS,ED only, Teacher Leader - MS,ED only] [Ed.D./PhD option: Educational Administration]		•	•
Middle Level Teacher Education	GE		
Special Education [BS,ED options: Specialist in Deaf and Hard of Hearing; Specialist in Learning and Behavior; Specialist in Low Vision and Blindness] [Ed.D. option: Special Education]	GE		•
Teaching and Learning		GP	•
Wonsook Kim College of Fine Arts			
Art [BA option: Art History] [BS option: Art Teacher Education] [MS option: Art Education, MA option: Visual Culture]	FA		•
▶ Creative Technologies [BA/BS options: Game Design, Interdisciplinary Technologies, Music and Audio Production]	FA	GP	
Graphic Design	FA		
Music [BS options: General Music, Music Business, BM options: Music Composition, Music Composition - Theory Emphasis, Music Therapy, New Media Composition] [MM options: Music Composition, Music Therapy]	FA	GP	
Music Education [BME options: Choral-General-Keyboard, Choral-General-Vocal, Instrumental Band, Instrumental Orchestra] [MMED option: Music Education] [MM option: String Pedagogy]	FA	•	
Music Performance [BM options: Band and Orchestra Instruments Performance; Classical Guitar Performance; Keyboard Performance; Voice Performance, Jazz Studies] [MM options: Collaborative Piano; Conducting; Jazz Performance, Music Performance]	FA	GP	
Studio Arts [BA/BS options: Ceramics; Drawing; Expanded Media; Glass; Intaglio; Lithography; Painting; Photography; Sculpture; Video; Wood/Metals] [MFA options: Ceramics; Drawing; Expanded Media; Glass; Intaglio; Lithography; Painting; Photography; Sculpture; Video; Wood/Metals]	FA	GP	
Theatre [BA/BS options: Acting; Dance Performance; Dance Teacher Education; Design/Production; Theatre, Film and Digital Media; Theatre Studies; Theatre Teacher Education] [MA/MFA options: Costume Design, Directing, Lighting Design, Scene Design] [MA/MS option: Theatre Directing, Theatre Studies]	FA	GP	
Mennonite College of Nursing			
Nursing [BSN options: Traditional BSN (Pre-Licensure), Accelerated BSN] [MSN options: Family Nurse Practitioner]		•	•
Nursing Practice			•

Undergraduate Admissions

We offer several routes to admission. With more than 150 bachelor's degrees, including programs with flexible study plans and start dates throughout the year, we will help you find the option that's right for you.

We don't design our programs for one type of student; our programs are built for everyone. Where you will begin depends on your grades and English level. Where you end up is where you want to be: graduating with a bachelor's from Illinois State.

Direct Entry: If you meet the academic and English language requirements for your degree program, you can apply directly to Illinois State University. To apply, you will need the following required documents: declarations, high school transcripts, university transcripts (for transfer applicants), proof of high school completion, portfolios and auditions (Fine Arts programs), passport and English test score. An application fee may apply. For more information, visit illinoisstate.edu/admissions/international/requirements

International Year One: International Year One allows you to begin earning credits toward your degree even if you do not meet the academic and English requirements for direct entry. You will receive additional academic, English language and cultural support to help you successfully complete your first year and graduate in the same amount of time as direct entry students. For more information, visit www.intostudy.com/illinoisstate/programs

English Language Program: If you do not meet the direct or International Year One entry language requirements, you can enter our Academic English program to improve your academic and language skills. Once you have achieved the required language level, you can progress to International Year One. Learn more on page 21.

Entry Requirements				
Program	Direct	International Year One		
		1-Semester	2-Semester	3-Semester
Program requirements	High school diploma	High school diploma		
Minimum GPA Equivalent	3.0 Freshman admission 2.0-3.0 Transfer admission	2.25	2.25	2.25
TOEFL iBT	79	79	60	50
IELTS	6.5	6.5	5.5	5.0
Duolingo	105	105	90	75
Academic English	N/A	N/A	Level 4	N/A

Note: Entry requirements are subject to change and may vary by program.

Institutional Code	TOEFL: 1319	SAT: 1319	ACT: 1042
--------------------	-------------	-----------	-----------

Dates		
Program	Direct	International Year One
Start Dates	Fall 23: Aug 21, 2023 Spring 24: Jan 16, 2024 Summer 24: May 20, 2024	Fall 2023: Aug 14, 2023 Spring 2024: Jan 8, 2024

International Year One Programs

*Estimated credits remaining after Pathway/Total credit hours needed to complete degree.

**For English Language tests subscores, please see entry requirements table on page 12.

Semester(s)	Start Dates		Credits*	Entry Requirements: High School Diploma				Progression Requirements	
	Fall	Spring		GPA	TOEFL iBT	IELTS	Duolingo	GPA	Other
Business									
3-Semester	•		85/120	2.25	50	5.0	75	2.5	• No grade below C • No I or W grades
2-Semester	•	•	89/120		60	5.5	90		
1-Semester	•	•	104/120		79	6.5	105		
Computer Science									
3-Semester	•		83/120	2.25	50	5.0	75	2.5	• No grade below C • No I or W grades
2-Semester	•	•	87/120		60	5.5	90		
1-Semester	•	•	103/120		79	6.5	105		
Fine Arts									
3-Semester	•		80-86/120	2.25	50	5.0	75	2.5	• No grade below C • No I or W grades
2-Semester	•	•	84-90/120		60	5.5	90		
1-Semester	•	•	102-105/120		79	6.5	105		
General									
3-Semester	•		86/120	2.25	50	5.0	75	2.5	• No grade below C • No I or W grades
2-Semester	•	•	90/120		60	5.5	90		
1-Semester	•	•	105/120		79	6.5	105		
Information Systems									
3-Semester	•		84/120	2.25	50	5.0	75	2.5	• No grade below C • No I or W grades
2-Semester	•	•	88/120		60	5.5	90		
1-Semester	•	•	103/120		79	6.5	105		
Science, Applied Sciences and Technology									
3-Semester	•		83/120	2.25	50	5.0	75	2.5	• No grade below C • No I or W grades
2-Semester	•	•	87/120		60	5.5	90		
1-Semester	•	•	103/120		79	6.5	105		

Entry and progression requirements are subject to change and may vary by program.

*Some majors have limited elective options, and students may be required to earn more than 120 credits to graduate.



US Undergraduate Education System

To graduate with your 4-year undergraduate degree, you will need to take the following classes:

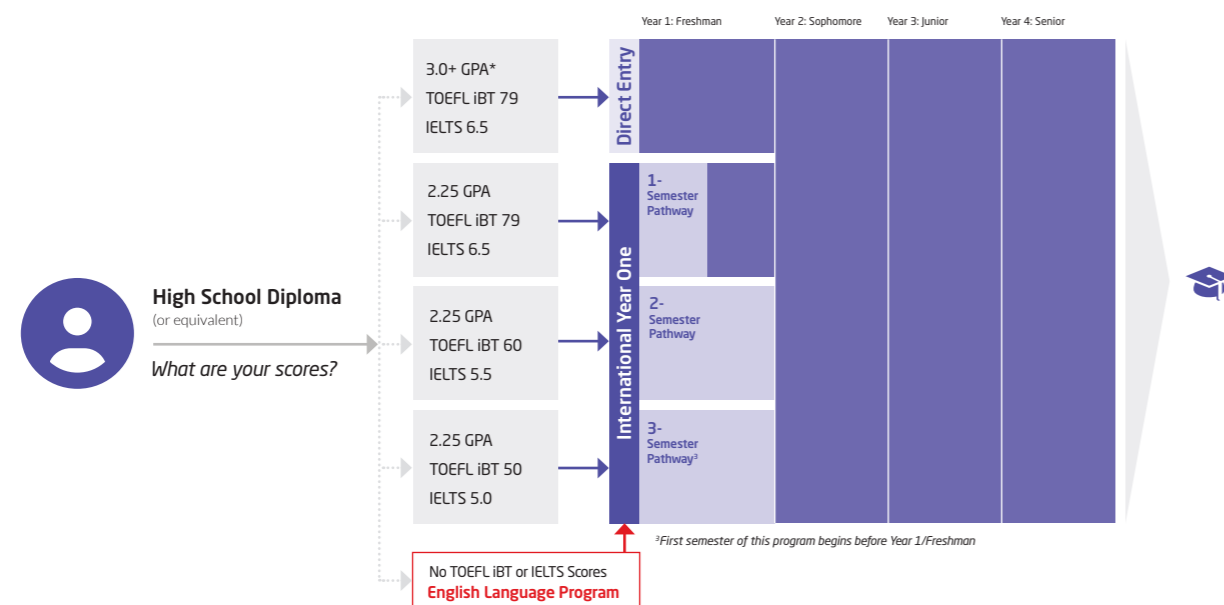
Core classes

General education courses can include English composition, social sciences, humanities, history, mathematics and natural/physical science. These are typically taken at the beginning of your degree.

Major classes

These classes will be about the specific field of study you choose. They are typically taken toward the last part of your degree.

Undergraduate Degree Program



[Sample International Year One Program] Science, Applied Sciences and Technology				
2-Semester Pathway	Degree Program Components			Program Information
Fall: August 14 2023 Spring: January 8, 2024	120 credit hour program 33 credit hours apply from Pathway 87 credit hours remaining toward degree			
Entry Requirements	Semester 1	Course Title	Credit Hours	Progression Requirements
• High school diploma with equivalent of 2.25 GPA out of 4.0	IDS 103	Writing for Academic Purposes	3	• 2.5 GPA
• Language requirement:	IDS 104	Communication for Academic Purposes	3	• No W or I grade in a class
• TOEFL iBT 60	IDS 105	Reading for Academic Purposes	3	• No grade below C
• IELTS 5.5		Major Class	4	Courses shown in purple are delivered through the INTO Illinois State Center and are for Pathway students only.
• Duolingo 90		Major Class	4	
		Total	17	Notes
	Semester 2	Course Title	Credit Hours	*Dependent on results of math placement exam.
	IDS 130	Advanced Writing for Academic Purposes	3	Some majors have limited elective options, and students may be required to earn more than 120 credits to graduate.
	IDS 131	Advanced Academic Skills	3	
		General Education Class	4	
		Major Class	3	
		Elective	3	
		Total	16	
1-Semester Pathway	Degree Program Components			
Fall: August 14 2023 Spring: January 8, 2024	120 credit hour program 17 credit hours apply from Pathway 103 credit hours remaining toward degree			
Entry Requirements	Semester 1	Course Title	Credit Hours	
• High school diploma with equivalent of 2.25 GPA out of 4.0	IDS 130	Advanced Writing for Academic Purposes	3	
• Language requirement:	IDS 131	Advanced Academic Skills	3	
• TOEFL iBT 79		General Education Class	4	
• IELTS 6.5		Major Class	4	
• Duolingo 105		Elective	3	
		Total	17	

illinoisstate.edu/academics

Graduate Admissions

Illinois State University offers 90+ master's degrees to help you develop your passion, strengths and skills into a career. There are multiple ways to begin your graduate studies.

How you start your program depends on your academic profile and your English level. How you finish your program is exactly how you pictured: graduating with a master's or PhD from Illinois State.

Direct Entry: If you meet the academic and English language requirements for your degree program, you can apply directly to Illinois State.

To apply, you will need the following required documents: declarations, university transcripts, proof of degree, personal statement, portfolios and auditions (for applicable programs), passport and English test score. An application fee may apply. Some programs may also require GRE or GMAT scores.

Graduate degrees are competitive, and an extensive review of your application will be done. Please expect a longer turnaround for an admissions decision. For more information, visit illinoisstate.edu/admissions/international/requirements

Graduate Pathway: Our Graduate Pathways allow you to begin earning credits toward your degree even if you do not meet the academic and English requirements for direct entry. The program will help build the academic foundation and essential English language skills you need to successfully progress to your master's degree. For more information, visit www.intostudy.com/illinoisstate/programs

English Language Program: If you do not meet the direct or Graduate Pathway program entry language requirements, you can enter our Academic English program to improve your academic and language skills. Once you have achieved the required language level, you can progress to a Graduate Pathway program. Learn more on page 21.

Entry Requirements			
Program	Direct	Graduate Pathway	
		1-Semester	2-Semester
Program requirements	<ul style="list-style-type: none"> Bachelor's degree or equivalent Minimum GRE or GMAT, if required by desired degree program The degree program you select may have additional requirements with which you must comply 	Bachelor's degree or equivalent	
Minimum GPA Equivalent	2.8-3.25	2.3-2.5	2.3-2.5
TOEFL iBT	79-100	79	65+
IELTS	6.5-7.0	6.5	5.5+
Duolingo	105-120	105	95+
Academic English	N/A	N/A	Level 4
Notes: Entry requirements are subject to change and may vary by program. Consult Graduate Pathway Programs table for specific requirements.			
Institutional Code	TOEFL: 1319	GRE: 1319	GMAT: Select Illinois State University and the department you are applying to.

Dates		
Program	Direct	Graduate Pathway
Start Dates	Fall 23: Aug 21, 2023 Spring 24: Jan 16, 2024 Summer 24: May 20, 2024	Fall 2023: Aug 14, 2023 Spring 2024: Jan 8, 2024

[Sample Graduate Pathway Program] Graduate Pathway in MBA with Business Background			
2-Semester Pathway Fall: August 14, 2023 Spring: January 8, 2024	Degree Program Components 36 credit hour program 12 credit hours apply from Pathway 24 credit hours remaining toward degree	Program Information	
Entry Requirements	Semester 1	Course Title	Credit Hours
<ul style="list-style-type: none"> Completion of an undergraduate degree with background coursework in business*, with 2.5 GPA out of 4.0 Language requirements <ul style="list-style-type: none"> TOEFL 65 IELTS 5.5 Duolingo 95 	IDS 403	Writing for Academic Purposes	3
	IDS 405	Reading for Academic Purposes	3
	MBA 411	Fundamentals of Strategic Decision Making	3
	MBA 430	Advanced Marketing Management	3
	Total	12	
	Semester 2	Course Title	Credit Hours
	IDS 401	Advanced Writing for Graduate Students	3
	MBA 416	Applied Tools for Business Decision Making	3
	MBA 421	Analysis of Organizational Behavior	3
	Total	9	
1-Semester Pathway Fall: August 14, 2023 Spring: January 8, 2024	Degree Program Components 36 credit hour program 9 credit hours apply from Pathway 27 credit hours remaining toward degree	Notes These courses are generally delivered through the INTO Center and are for Pathway students only.	
Entry Requirements	Semester 1	Course Title	Credit Hours
<ul style="list-style-type: none"> Completion of an undergraduate degree with background coursework in business*, with 2.5 GPA out of 4.0 Language requirements <ul style="list-style-type: none"> TOEFL 79 IELTS 6.5 Duolingo 105 	IDS 401	Advanced Academic Skills for Graduate Students	3
	MBA 421 or	Analysis of Organizational Behavior or	3
	MBA 430	Advanced Marketing Management	3
	MBA 468	Management Information Systems: Organizational and Technological Issues	3
	MBA 416	Applied Tools for Business Decision Making	3
	Total	12	

illinoisstate.edu/academics

Graduate Pathway Programs *Estimated credits remaining after Pathway/Total credit hours needed to complete degree.

Semester	Start Dates		Credits*	Entry Requirements			Progression Requirements			
	Fall	Spring		GPA	Bachelor's Degree	TOEFL	IELTS	Duolingo	GPA	Other
Accountancy with Accounting Degree										
2-Semester	•	•	24-27/30-45	2.5	Bachelor's degree or equivalent in Accounting	65	5.5	95	3.0	<ul style="list-style-type: none"> No grade below B No W or I grade in a class GMAT 500
1-Semester	•	•	27-36/30-45			79	6.5	105		
Accountancy with Non-Accounting Degree										
2-Semester	•	•	27-36/30-54	2.5	Bachelor's degree or equivalent Pre-requisites may be required	65	5.5	95	3.0	<ul style="list-style-type: none"> No grade below B No W or I grade in a class GMAT 500
1-Semester	•	•	27-45/30-54			79	6.5	105		
Actuarial Science										
2-Semester	•	•	14-20/30-32	2.5	Bachelor's degree or equivalent Pre-requisite mathematics courses may be required	65	5.5	95	3.0	<ul style="list-style-type: none"> No grade below B No W or I grade in a class
1-Semester	•	•	23-25/30-32			79	6.5	105		
Computer Science with CS Background										
2-Semester	•	•	21/33	2.5	Bachelor's degree or equivalent in Computer Science or related field Students may be required to complete pre-requisite courses in addition to degree requirements	65	5.5	95	3.0	<ul style="list-style-type: none"> No grade below B No W or I grade in a class
1-Semester	•	•	24/33			79	6.5	105		
Computer Science without CS Background										
2-Semester	•	•	33/33	2.5	Bachelor's degree or equivalent in technical area of study, such as analytics, statistics, math, physics and engineering 1-semester students must have background in Java. Students will be required to complete up to 7 pre-requisite courses in addition to degree requirements	65	5.5	95	3.0	<ul style="list-style-type: none"> No grade below B No W or I grade in a class
1-Semester	•	•	33/33			79	6.5	105		
Creative Technologies										
2-Semester	•	•	25/39	2.5	Bachelor's degree or equivalent Portfolio of creative work Letters of application stating your interest and emphasis Writing sample: poetry, short story, script or essay	65	5.5	95	3.0	<ul style="list-style-type: none"> No grade below B No W or I grade in a class
1-Semester	•	•	29/39			79	6.5	105		
Economics [MA/MS: Applied Economics; Electricity, Natural Gas, and Telecommunications Economics; Financial Economics]										
2-Semester	•	•	22/34	2.5	Bachelor's degree or equivalent and completion of specific undergraduate courses with a grade of B or better	65	5.5	95	3.0	<ul style="list-style-type: none"> No grade below B No W or I grade in a class
1-Semester	•	•	25/34			79	6.5	105		
Fashion Design										
2-Semester	•	•	18/30	2.5	Bachelor's degree or equivalent. Pre-requisites may be required if student does not have background in fashion design	65	5.5	95	3.0	<ul style="list-style-type: none"> No grade below B No W or I grade in a class
1-Semester	•	•	21/30			79	6.5	105		
Fashion Merchandising										
2-Semester	•	•	18/30	2.5	Bachelor's degree or equivalent. Pre-requisites may be required if student does not have background in fashion merchandising	65	5.5	95	3.0	<ul style="list-style-type: none"> No grade below B No W or I grade in a class
1-Semester	•	•	21/30			79	6.5	105		
Human Development and Family Science										
2-Semester	•	•	18/30	2.5	Bachelor's degree or equivalent in Human Development, Psychology, Sociology or related field Students without human development background may be required to take up to 3 pre-requisites during their Pathway program	65	5.5	95	3.0	<ul style="list-style-type: none"> No grade below B No W or I grade in a class
1-Semester	•	•	21/30			79	6.5	105		
Hydrogeology										
2-Semester	•	•	20/32	2.5	Bachelor's degree or equivalent in Geology or completion of specific courses	65	5.5	95	3.0	<ul style="list-style-type: none"> No grade below B No W or I grade in a class
1-Semester	•	•	23/32			79	6.5	105		
Information Systems with IS Background [MS in General; Geographic Information Systems; Internet Application Development; Network and Security Management; Systems Development]										
2-Semester	•	•	27/39**	2.5	Bachelor's degree or equivalent in Information Systems and completion of specific undergraduate courses with a grade of B or better	65	5.5	95	3.0	<ul style="list-style-type: none"> No grade below B No W or I grade in a class
1-Semester	•	•	30/39**			79	6.5	105		
Information Systems with Non-IS Background [MS in General; Geographic Information Systems; Internet Application Development; Network and Security Management; Systems Development]										
2-Semester	•	•	39-48/51-60†	2.5	Bachelor's degree or equivalent Pre-requisites may be required	65	5.5	95	3.0	<ul style="list-style-type: none"> No grade below B No W or I grade in a class
1-Semester	•	•	45/51-60†			79	6.5	105		
Interior Design										
2-Semester	•	•	27/39	2.5	Bachelor's degree or equivalent Depending on their undergraduate degree, students may have to take up to 6 pre-requisites	65	5.5	95	3.0	<ul style="list-style-type: none"> No grade below B No W or I grade in a class
1-Semester	•	•	30/39			79	6.5	105		
Kinesiology and Recreation [MS in Biomechanics; Exercise Physiology]										
2-Semester	•	•	15/33	2.5	Bachelor's degree or equivalent in Kinesiology, Exercise Physiology, Biomechanics, Motor Learning or Physical Therapy	65	5.5	95	3.0	<ul style="list-style-type: none"> No grade below B No W or I grade in a class
1-Semester	•	•	24/33			79	6.5	105		
Mathematics [MS in Mathematics; Applied Statistics; Biomathematics]										
2-Semester	•	•	16-18/30-32	2.3	Bachelor's degree or equivalent in Mathematics	65	5.5	95	3.0	<ul style="list-style-type: none"> No grade below B No W or I grade in a class
1-Semester	•	•	24-25/30-32			79	6.5	105		

Entry and progression requirements are subject to change and may vary by program.

**Some students may need to take up to 3 prerequisite courses, which will increase the number of credits needed for degree

†Students may be required to take up to 7 prerequisite courses

Graduate Pathway Programs (continued) *Estimated credits remaining after Pathway/Total credit hours needed to complete degree.

Semester	Start Dates		Credits*	Entry Requirements			Progression Requirements			
	Fall	Spring		GPA	Bachelor's Degree	TOEFL	IELTS	Duolingo	GPA	Other
MBA with Business Background										
2-Semester	•	•	24/36	2.5	Bachelor's degree or equivalent with background coursework in business	65	5.5	95	3.0	<ul style="list-style-type: none"> No grade below B No W or I grade in a class
1-Semester	•	•	27/36			79	6.5	105		
MBA with Non-Business Background - Plan A										
2-Semester	•	•	36/36-43*	2.5	Bachelor's degree or equivalent No work experience required	65	5.5	95	3.0	<ul style="list-style-type: none"> No grade below B No W or I grade in a class GMAT 450 Successful completion of all Business modules and courses
MBA with Non-Business Background - Plan B										
2-Semester	•	•	27/36-43*	2.5	Bachelor's degree or equivalent No work experience required	79	6.5	105	3.0	<ul style="list-style-type: none"> No grade below B No W or I grade in a class Successful completion of all Business modules and courses
Music [MM in Music Conducting; Collaborative Piano; Music Composition; Music Performance]										
2-Semester	•	•	20-21/34-35	2.5	Bachelor's degree or equivalent in Music Audition required	65	5.5	95	3.0	<ul style="list-style-type: none"> No grade below B No W or I grade in a class
1-Semester	•	•	25-26/34-35			79	6.5	105		
Nutrition										
2-Semester	•	•	18/30	2.5	Bachelor's degree or equivalent in Food, Nutrition, Dietetics or related field	65	5.5	95	3.0	<ul style="list-style-type: none"> No grade below B No W or I grade in a class
1-Semester	•	•	21/30			79	6.5	105		
Studio Arts										
2-Semester	•	•	48/60	2.3	Bachelor's degree or equivalent Portfolio of creative work 5-page sample of your academic writing Statement addressing ideas central to your current work and intentions for graduate study, as well as your studio discipline	65	5.5	95	3.0	<ul style="list-style-type: none"> No grade below B No W or I grade in a class
1-Semester	•	•	51/60			79	6.5	105		
Teaching and Learning										
2-Semester	•	•	18/30	2.5	Bachelor's degree or equivalent in education OR in a subject area with 2+ years full-time teaching experience in the subject area	65	5.5	95	3.0	<ul style="list-style-type: none"> No grade below B No W or I grade in a class
1-Semester	•	•	21/30			79	6.5	105		
Technology [MS in Project Management; Quality Management and Analytics; Training and Development]										
2-Semester	•	•	18/30	2.5	Bachelor's degree or equivalent	65	5.5	95	3.0	<ul style="list-style-type: none"> No grade below B No W or I grade in a class
1-Semester	•	•	21/30			79	6.5	105		
Theatre Studies										
2-Semester	•	•	25/36	2.5	Bachelor's degree or equivalent Curriculum Vitae that meets departmental guidelines	65	5.5	95	3.0	<ul style="list-style-type: none"> No grade below B No W or I grade in a class
1-Semester	•	•	29/36			79	6.5	105		

Academic English

Our Academic English program prepares you for your university degree by improving your English language skills and providing you with the academic tools you need to succeed. Students like you will learn English in and out of the classroom and you will be taught by our qualified and experienced faculty. You will have a chance to practice your English during your everyday life with native speakers. On top of that, you will receive customized support for international students to help you transition to life at a US university.

What You Will Learn

- » Understand US values in an academic setting.
- » Present spoken and written ideas accurately and effectively in English.
- » Write research papers with proper use of citations and references.
- » Read, understand and critically evaluate academic texts.
- » Understand and use vocabulary common to academic disciplines.
- » Take useful and accurate notes in academic lectures and presentations.

Academic Study Plan Calculator

Our Academic Study Plan Calculator will help you estimate your study plan. Simply add your academic program and English scores and receive an estimated study plan showing your duration of study.

<https://estimateus.intostudy.com>

Additional Assistance

Academic English students begin making connections with Americans right away. The Language Partners Program matches American students with Academic English students for conversation practice and cultural exchange. American student tutors are available to help Academic English students practice their speaking, writing and study skills.

For current information, visit

www.intostudy.com/illinoisstate/academic-english

Key Program Facts

- Program length is 16 weeks (12 weeks in Summer)
- High school diploma required
- No English language requirement; students will be assessed and placed upon arrival
- Minimum age 17
- Multiple levels of instruction from beginner to advanced
- 20 hours of instruction per week

Progression Requirements

International Year One 2-Semester

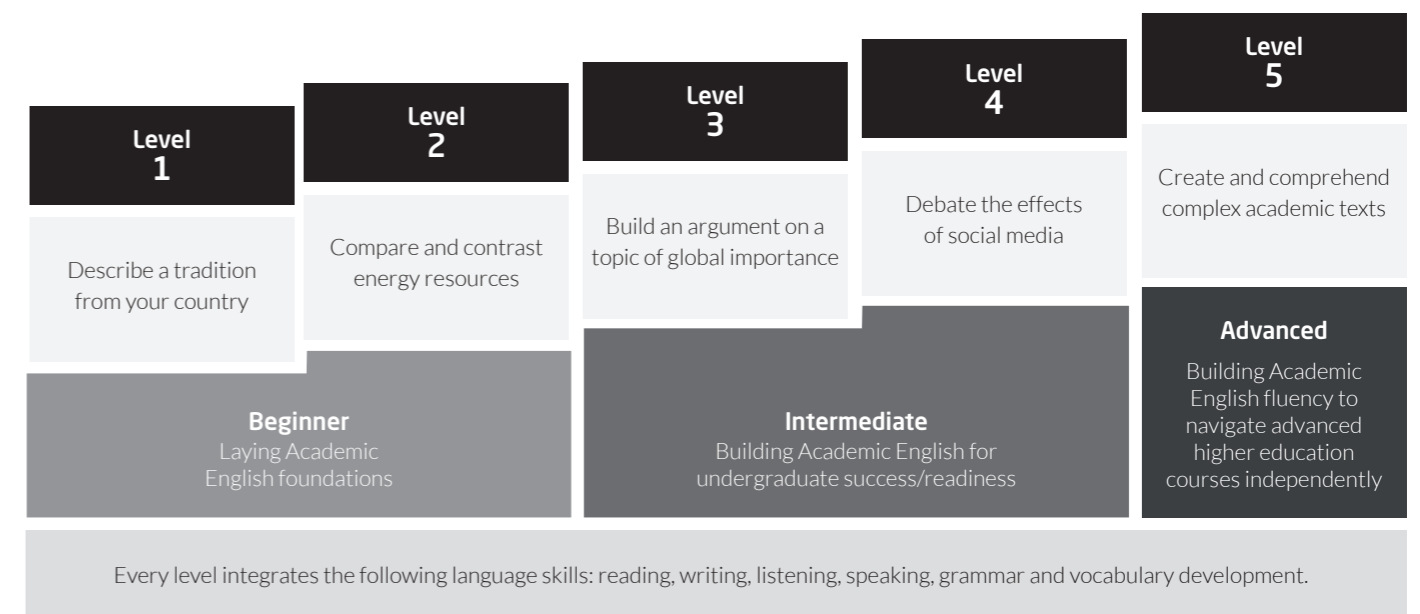

Completion of Academic English Level 4

Graduate Pathway 2-Semester

Completion of Academic English Level 4

Start Dates for Academic English

Fall 2023 Aug 14, 2023	Spring 2024 Jan 8, 2024	Summer 2024 May 15, 2024
---------------------------	----------------------------	-----------------------------



Note: This is an example of what you will accomplish at each level.

Invest in your degree. Invest in your future. Invest in you.

With a strong foundation and on-the-job experiences, your education can determine how far you go in your career. Based on your program, you will receive the level of support that corresponds to your academic profile, English language scores and budget.

Enrolling in our Pathway programs, International Year One (IYO) and Academic English (AE) program will give you premier access to our Pre-arrival Success Services and airport pickup on designated days. You will also enjoy housing coverage and extra meals during university holidays and breaks.

All prices are estimated from 2022-23 and are subject to change. Please visit www.intostudy.com/en/illinoisstate/costs for exact pricing.

What do students get out of campus housing? Enrich your US university experience by living on campus. See page 14.

For details about Terms and Conditions, Country Scales and English Waivers, visit www.intostudy.com/illinoisstate/terms

Programs

There are two semesters per academic year (Fall, Spring), each lasting 17 weeks. AE and IYO also have summer courses, if their study plan overlaps with summer term. Direct entry students also may take classes during a 12-week Summer term for an additional cost.

Undergraduate

Program Length	International Year One (IYO)			Undergraduate Direct Entry	
	1 Semester	2 Semesters	3 Semesters	1 Semester	2 Semesters
Tuition, Fees and Insurance*	\$13,787	\$27,574	\$32,976	\$13,787	\$27,574
Housing and Meals	\$5,301	\$10,602	\$12,708	\$5,301	\$10,602

Graduate

Program Length	Graduate Pathway		Graduate Direct Entry	
	1 Semester	2 Semesters	1 Semester	2 Semesters
Tuition, Fees and Insurance*	\$11,950	\$23,900	\$9,032-\$11,950	\$18,064-\$23,900
Housing and Meals	\$4,231	\$8,462	\$4,231	\$8,462

Academic English (AE)

Program Length	1 Semester
Tuition, Fees and Insurance	\$7,600
Housing and Meals**	\$4,231

*All fees are based on per-credit costs and may vary based on courses taken. Costs are subject to change based on annual tuition changes set by Illinois State University.

**Housing and other expenses are quoted as off-campus since AE is not required to live on.

Campus Housing

Undergraduate Direct, Academic English (AE) + International Year One (IYO) and IYO
Double occupancy rooms: **\$5,301/semester**

On-campus housing is required for Undergraduate Direct, AE + IYO, and IYO students for two years from the date of high school graduation. The housing price shown is based on a double room with a common bathroom. The meal plan includes and all-you-can-eat option in our two dining halls. AE + IYO and IYO students also get additional catered meals on certain days during the academic breaks (spring break, holidays, etc.). The estimated cost of books and supplies is \$400 per semester (purchased by student).

*Only students who are enrolled in IYO or AE + IYO are eligible for on-campus housing. On-campus housing is only guaranteed for students who confirm before July 1 and December 1. More information about off-campus housing and costs can be found at offcampushousing.illinoisstate.edu

Scholarships

Undergraduate programs: International Year One (IYO), Undergraduate Transfer (UTP) and Direct Entry
Graduate programs: Graduate Pathway (GPW) and Direct Entry

Program Group ¹	Scholarship Name	Amount	Duration	Eligibility and Learn More	Tuition and Fees	Maximum Scholarship Available	Annual Net Tuition with Scholarship ²	
Undergraduate	IYO, IYO Transfer	Regional Scholarships	\$2,000-\$8,000 per year	One time on the first year/semester	<ul style="list-style-type: none"> Limited availability: first come, first served Applicable to International Year One enrollments Personal Statement or Scholarship Interview may be required for some regions Contact your INTO regional staff or Illinois State University representative for more information 	\$27,574	\$8,000	\$19,574
	IYO, IYO Transfer	IYO Progression Scholarship	\$3,000-\$5,000 per year (\$9,000-\$15,000 total)	Up to 3 years (renewable)	<ul style="list-style-type: none"> Successful completion of International Year One and matriculate to ISU Achieve a minimum GPA 3.0 on International Year One to qualify for \$3,000 per year Achieve a minimum GPA 3.5 on International Year One to qualify for \$5,000 per year Maintain consecutive enrollment at ISU as a full time degree seeking student in an approved undergraduate program Renewable as long as student remains in good academic standing, maintaining a GPA 2.75+ 	\$27,574	\$5,000	\$22,574
	Direct Entry, Direct Entry Transfer	Undergraduate International Admissions Scholarship	\$1,000-\$2,000 per year (\$4,000-\$8,000 total)	Up to 4 years (renewable)	<ul style="list-style-type: none"> No scholarship application required, qualified applicants automatically considered Applicable to full time Direct-Entry Undergraduate international enrollments Awarded \$1000 with minimum GPA 3.0 upon high school or secondary school completion Awarded \$2000 with minimum GPA 3.5 upon high school or secondary school completion Renewable as long as student remains in good academic standing, maintaining a GPA 2.75+ 	\$28,370	\$2,000	\$26,370
	Direct Entry	Presidential Scholarship	\$11,000 per year (\$44,000 total)	Up to 4 years (renewable)	<ul style="list-style-type: none"> Scholarship application required with deadline to submit by December 15 Admission Application required with deadline to submit by November 1 Applicable to full time first year Direct-Entry Undergraduate enrollments Competitive scholarship process with minimum GPA 3.75+ 	\$28,370	\$11,000	\$17,370
	Direct Entry	International Baccalaureate Scholarship	\$1,000 per year (\$4,000 total)	One time on the first year/semester	<ul style="list-style-type: none"> Scholarship application required by March 1 (see link below) Admission Application required with deadline to submit by November 1 Academic credentials must be submitted and verified no later than July 15 Applicable to full time first year Direct-Entry Undergraduate enrollments First come, first serve. Limited awards available. https://connect.illinoisstate.edu/register/IB 	\$28,370	\$1,000	\$27,370
Graduate	GPW	Regional Scholarships	\$2,000-\$8,000 per year	One time on the first year/semester	<ul style="list-style-type: none"> Limited availability: first come, first served Applicable to Graduate Pathway program enrollments Personal Statement or Scholarship Interview may be required for some regions Contact your INTO regional staff or Illinois State University representative for more information 	\$18,064	\$8,000	\$10,064
	Direct Entry	Graduate International Admissions Scholarship	\$2,000 per year (\$4,000 total)	Up to 2 years (renewable)	<ul style="list-style-type: none"> No scholarship application required, qualified applicants automatically considered Applicable to full time first year Direct-Entry Undergraduate international enrollments Awarded \$2000 with minimum GPA 3.5 upon high school or secondary school completion Renewable as long as student remains in good academic standing, maintaining a GPA 2.75+ 	\$24,510	\$2,000	\$22,510

All scholarships are subject to change.

Scholarship awards may be lower in value than those published here. Scholarship values presented here are based on achieving the highest award available.

Scholarships are subject to limited availability, deadlines and other terms and conditions. Please check with your INTO regional office or refer to your scholarship letter for more details. Students on government scholarships or sponsored by an external entity may not be eligible for some of these scholarships.

¹ Program Group relates to the initial program enrolled to qualify for this scholarship.

² Net Tuition is an estimate based on the highest scholarship award applied to the first year of a student's tuition or upon progression.

How to apply

Choose from two easy ways to apply

1 Apply via your local INTO educational counselor

2 Apply online
Complete our online application form:

Undergraduate:
illinoisstate.apply.intoglobal.com

Graduate Pathway:
illinoisstate.apply.intoglobal.com

Direct Graduate:
illinoisstate.edu/apply



ILLINOIS STATE UNIVERSITY
Illinois' first public university.

INTO Illinois State University

Campus Box 6180
Fell Hall, Floor 2
304 South University Street
Normal, IL 61761
USA

T: +1 309 438 0861

E: isuadmissions@intoglobal.com

www.intostudy.com/illinoisstate

Find us on:

 facebook.com/INTOIllinoisState

 instagram.com/INTOIllinoisState

 twitter.com/INTOISU

 myin.to/illinoisstateYouTube



WeChat



INTO

Through innovative partnerships with leading universities, we expand opportunities for higher education, ensuring success and transforming the lives of our students and staff.

INTO GIVING

Working across the globe, INTO Giving supports projects that increase access to education and improve the quality of teaching and learning. For more information, visit www.into-giving.com

Discover more online

For counselors:
partnerportal.intoglobal.com/ISU

For students:
www.intostudy.com/illinoisstate

Connect with us



Education counselor's stamp